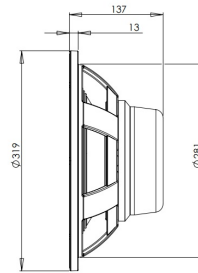
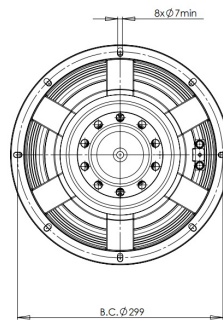


12NW100

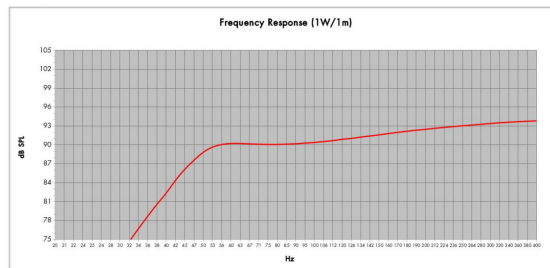
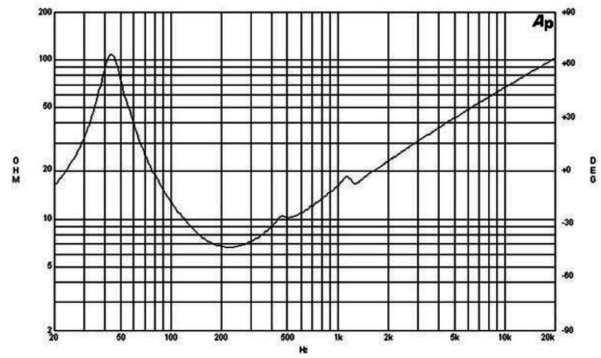
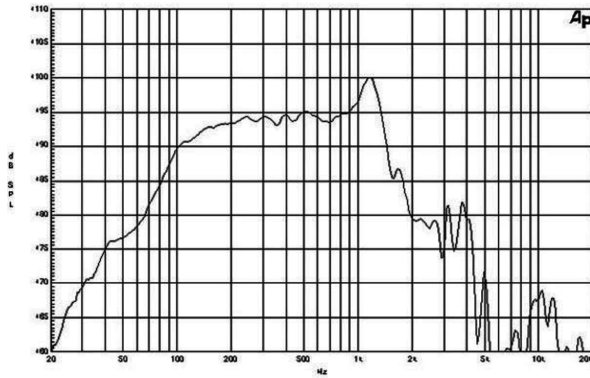
8Ω**LF Drivers - 12.0 Inches**

- 2000 W continuous program power capacity
- 100 mm (4 in) copper voice coil
- 45 - 1500 Hz response
- 96 dB sensitivity
- FEA optimized Neodymium magnet assembly
- Double silicone spider with optimized compliance
- Ventilated voice coil gap for reduced power compression



12NW100

LF Drivers- 12.0 Inches



Model: 12NW100
 Enclosure Type: Bass Reflex Configuration: One Driver
 Internal Net Volume (liters): 50 QES: 3
 Tuning Frequency (Hz): 50 Port Area (cm²): 206.1
 Frequency (-3 dB) (Hz): 143.8 Port Length (cm): 35.9

SPECIFICATIONS

Nominal Diameter	320 mm (12.0 in)
Nominal Impedance	8 Ω
Minimum Impedance	6.2 Ω
Nominal Power Handling ¹	1000 W
Continuous Power Handling ²	2000 W
Sensitivity ³	96.0 dB
Frequency Range	45 - 1500 Hz
Voice Coil Diameter	100 mm (4.0 in)
Winding Material	Copper
Former Material	Glass Fibre
Winding Depth	25.0 mm (1.0 in)
Magnetic Gap Depth	12.0 mm (0.5 in)
Flux Density	1.2 T

DESIGN

Surround Shape	Triple Roll
Cone Shape	Radial
Magnet Material	Neodymium Inside Slug
Spider	Double Silicone
Pole Design	T-Pole
Woofers Cone Treatment	TWP Waterproof Both Sides
Recommended Enclosure	50.0 dm ³ (1.77 ft ³)
Recommended Tuning	50 Hz

PARAMETERS⁴

Resonance Frequency	42 Hz
Re	5.1 Ω
Qes	0.21
Qms	3.6
Qts	0.2
Vas	44.0 dm ³ (1.5 ft ³)
Sd	531.0 cm ² (82.3 in ²)
η _o	1.7 %
X _{max}	± 9.0 mm
X _{var}	± 10.0 mm
M _{ms}	119.0 g
Bl	28.0 Txm
Le	1.9 mH
EBP	200 Hz

MOUNTING AND SHIPPING INFO

Overall Diameter	319 mm (12.5 in)
Bolt Circle Diameter	299 mm (11.8 in)
Baffle Cutout Diameter	281.0 mm (11.1 in)
Depth	137 mm (5.4 in)
Flange and Gasket Thickness	13 mm (0.5 in)
Air Volume Occupied by Horn	2.7 dm ³ (0.09 ft ³)
Net Weight	8.2 kg (18.0 lb)
Shipping Units	1
Shipping Weight	9.1 kg (20.06 lb)
Shipping Box	360x360x200 mm (14.17x14.17x7.87 in)

SERVICE KIT

Recone kit	RCK12NW1008
------------	-------------

1. 2 hours test made with continuous pink noise signal within the range Fs-10Fs. Power calculated on rated minimum impedance. Loudspeaker in free air.
2. Power on Continuous Program is defined as 3 dB greater than the Nominal rating.
3. Applied RMS Voltage is set to 2.83 V for 8 ohms Nominal Impedance.
4. Thiele-Small parameters are measured after a high level 20 Hz sine wave preconditioning test.